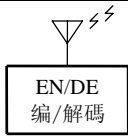


EN/DECODER	
M1EA/DA/FA	

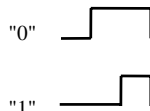
2 STATES EN/DECODER

2 态编/解码 IC

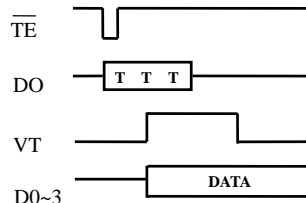
FEATURES 功能叙述

- M1DA: Momentary DATA — suffix-M.
- M1EA: Direct Data Transmit — suffix-H: switch to VDD.
- S.O.Package 20P — suffix-S.

BIT FORMAT



PROTOCOL



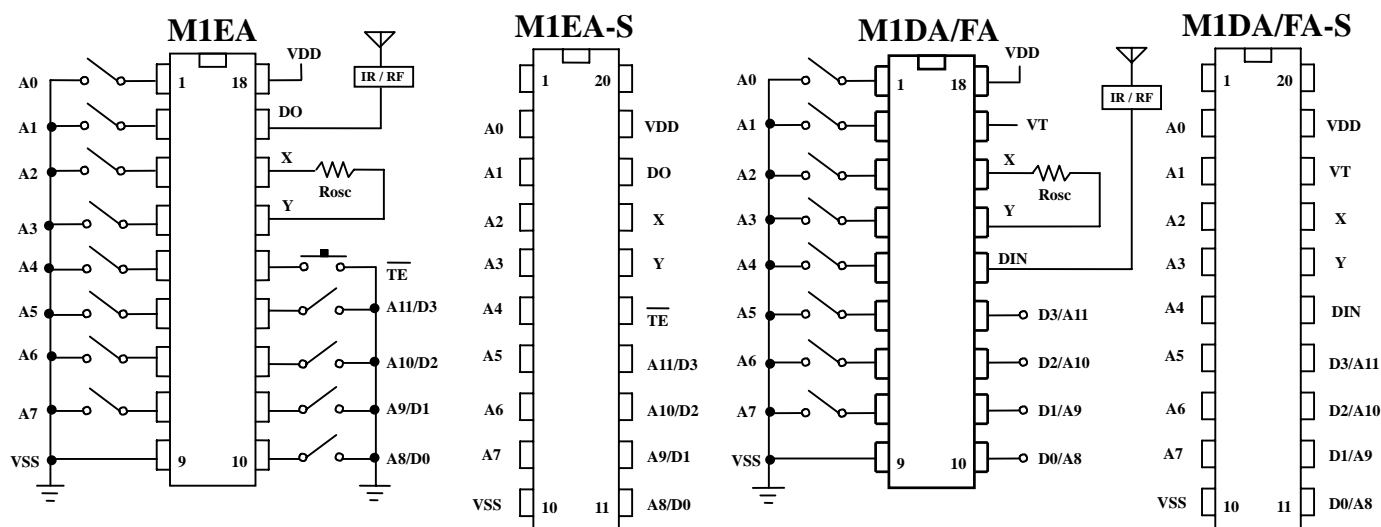
APPLICATION 产品应用

- Security alarm, Remote control. 防盗系统, 任何遥控装置.

ELECTRICAL CHARACTERISTICS 电气规格

Characteristics	Sym.	Min.	Typ.	Max.	Unit	REMARKS
工作电压 Operating Voltage	V_{DD}	2.4	—	12	V	
工作电流 Operating Current	I_{OP}	—	0.1	1	mA	No load
静态电流 Quiescent Current	I_{SB}	—	0.1	0.5	μA	
推动电流 Driving Current	I_{OL}	—	2	—	mA	@ $V_{DS}=1.2V$
振荡频率 Oscillator Frequency	F_{OSC}	—	76	—	KHz	External $\pm 30\%$
工作温度 Operating Temperature	Temp.	-20	25	70	$^{\circ}C$	

APPLICATION DIAGRAM 参考电路图

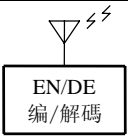


* Rosc~M1EA: 270 K Ω , M1DA/FA=270 K Ω

* All specs and applications shown above subject to change without prior notice.

(以上电路及规格仅供参考, 本公司得径行修正)



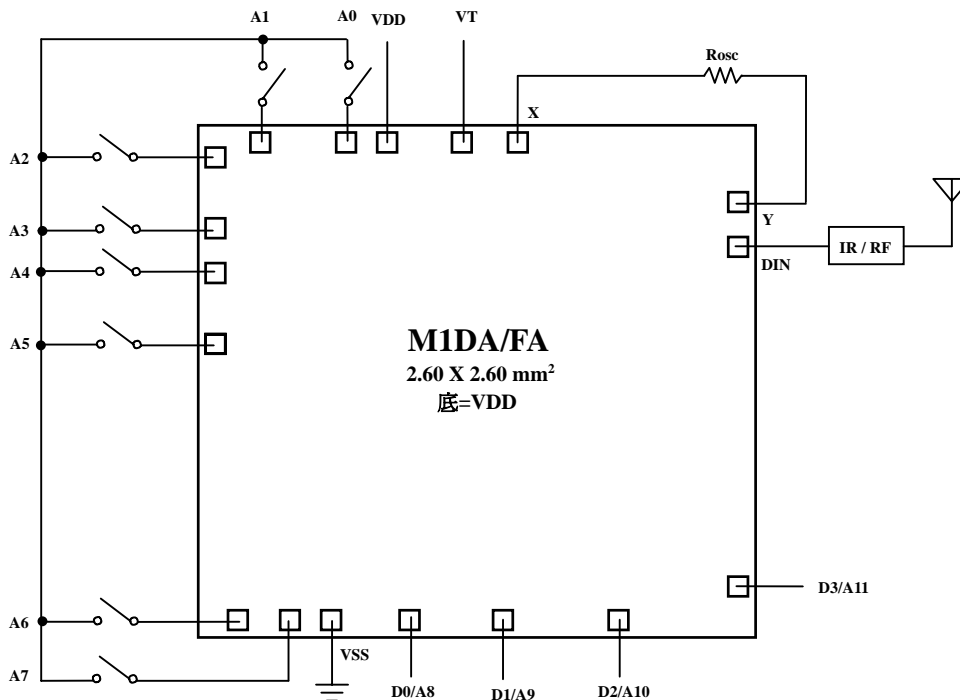
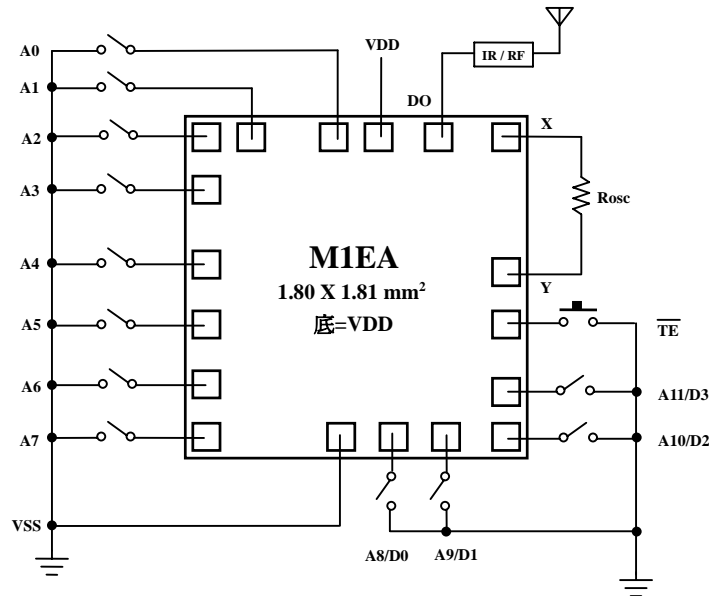
EN/DECODER	
M1EA/DA/FA	

2 STATES EN/DECODER

2 态 编 / 解 碼 IC

APPLICATION DIAGRAM 参考电路图


* CHIP FORM



* Rosc~M1EA: 270 K Ω , M1DA/FA=270 K Ω

* All specs and applications shown above subject to change without prior notice.

(以上电路及规格仅供参考,本公司得径行修正)

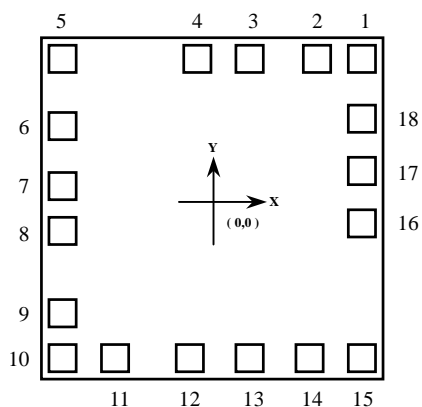
EN/DECODER	
M1EA/DA/FA	

2 STATES EN/DECODER

2 态编/解码 IC

PAD ASSIGNMENT & POSITION

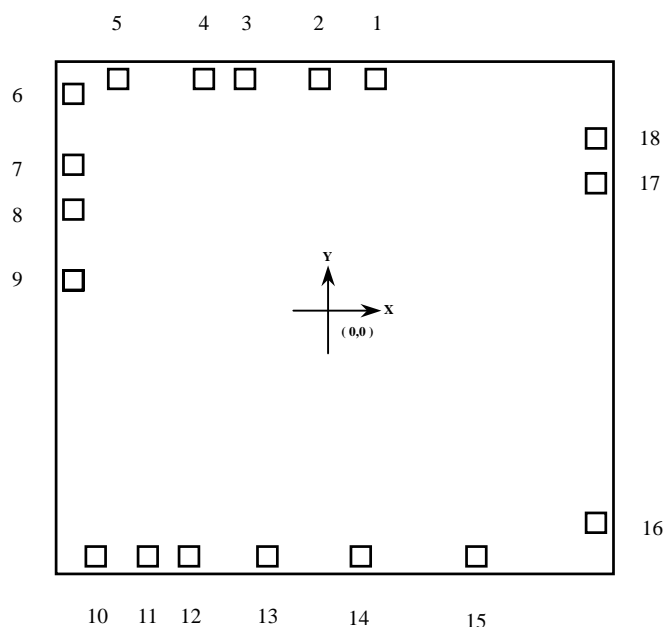
M1EA:



UNIT : um

No.	NAME	X	Y
1	A10	728	732.5
2	A11	528	732.5
3	TEB	211	732.5
4	Y	-31.5	732.5
5	X	-728.5	732.5
6	DO	-728.5	376.5
7	VDD	-728.5	36
8	A0	-728.5	-164
9	A1	-728.5	-533
10	A2	-728.5	-733
11	A3	-480.5	-733
12	A4	-101	-733
13	A5	184	-733
14	A6	480	-733
15	A7	728	-733
16	VSS	728	-66
17	A8	728	183
18	A9	728	431.5

M1DA/FA:



UNIT : um

No.	NAME	X	Y
1	X	259.5	1096.5
2	VT	-9.5	1096.5
3	VDD	-347	1096.5
4	A0	-547	1096.5
5	A1	-950	1096.5
6	A2	-1150	1025
7	A3	-1150	702
8	A4	-1150	502
9	A5	-1150	179
10	A6	-1043	-1100
11	A7	-799.5	-1100
12	VSS	-599.5	-1100
13	A8/D0	-251	-1100
14	A9/D1	169	-1100
15	A10/D2	696	-1100
16	A11/D3	1145.5	-946
17	DIN	1086	590
18	Y	1086	790

* M1EA CHIP SIZE ~ 1.80 X 1.81 mm²

* M1DA/FA CHIP SIZE ~ 2.60 X 2.60 mm²

* IC substrate should be connected to VDD in PCB (PCB 上 IC 必须接 VDD)